

5000 variations in 44 years

Australian Stamp Variations Catalogue



Decimal : 1966 - 2010



**Blocks, Strips & Pairs
Gutters
Image
Imperforate
Minisheets
Overprints
Paper
Perforation
Self-adhesive
Sheetlets
Size
Tabs**

David Mallen



Australian Stamp Variations

Decimal : 1966 - 2010

Contents

Introduction and Acknowledgments	iii
Notes and Abbreviations	iv
Blocks, Strips & Pairs	1
Gutters	33
Image	39
Imperforate	55
Minisheets	65
Overprints.....	87
Paper	91
Perforation.....	93
Self-adhesive.....	101
Sheetlets	115
Size.....	129
Tabs	135
Specials	145
Glossary	155
Image Copyright.....	161
Variations Statistics	163

© David Mallen 2011

Reproduction by any means or electronic storage of any part of this catalogue is strictly forbidden unless written permission is granted by the author

Introduction

This catalogue lists the 12 main Australian decimal mint stamp variations that have been issued by Australia Post in the 44 years from 14th February 1966 to the 31st December 2010. This information is only partially available on the Australia Post stamps website or in their Stamp Bulletin. Many variations are sold above face value hence do not appear in some stamp catalogues.

Some stamps appear in more than one section when they have more than one variation. Other variations of a philatelic nature and other Australia Post paraphernalia that are not included in this catalogue are listed on the next page.

Images of some of my favourite variations from the past 44 years are shown at the beginning of each section. They are indicated in the listings with this symbol, (Ⓢ). The "Date" shown in each section is the First Day of Issue or the On-sale Date, if this is different from the FDI. (See the Glossary for a definition of these terms.)

Any further corrections and updates to this edition will be detailed on my website. Every stamp issue and associated variations for 2008, 2009 and 2010 are also summarised on the Stamp Issues page of my website.

Cover images:

The block of five 4c red Queen with tab was one of the first decimal variations. There were 6 different tabs. One or two edges of the stamps were imperforate so this booklet pane is listed in the Blocks, Strips & Pairs, Imperforate and Tabs sections.

The sheetlet of four semi-imperforate gold-foiled 60c Melbourne Cup stamps with large tabs on the left was one of the last variations to be issued in 2010. It was released on 20th December in a special 150th Melbourne Cup presentation folder. The tabs are separated from the stamps with a small elliptical hole! Perhaps the tab and stamp could be considered as one large stamp. This sheetlet is listed in the Image, Imperforate, Sheetlet and Tabs sections.

Acknowledgments

This catalogue would not have existed if it had not been for Stephen Yu. Stephen was a fellow member of the Waverley Philatelic Society in Melbourne, Australia. He originally suggested we list all the perforation variations as they were so hard to find in some catalogues. We soon realised that many of the other variations were not mentioned either, so we began listing them, and in 2004, Issue No.1 of this catalogue was born. Stephen was co-author of the first two issues. He died in June 2010 aged 35.

Thanks also to the many philatelists, *Stamp News* readers and www.stampboards.com members who have provided feedback and have suggested improvements, corrections and additions. This catalogue would not be as accurate without your input.



David Mallen
Author
Melbourne, Australia

david@asv.net.au
www.asv.net.au

I welcome comments, corrections and additions to improve the accuracy of this catalogue. Please visit my ASV website for more information, catalogue updates and surplus variations for sale.

If you know of any other variations not listed, please let me know.

This 7th Edition will be my last.

Blocks, Strips & Pairs

This section contains blocks, strips and pairs issued in the sheet of perforated gummed stamps, minisheets, booklets, sheetlets and special sheets. Some blocks, strips and pairs from minisheets are in 'staggered' layout. 'Obvious' se-tenant pairs from some blocks and strips are included. Booklet panes of gummed stamps are included where they are different from the normal sheet layout. Gutter pairs are not listed. (See the Gutters section.) Self-adhesive stamps are not included in this section.



1967



1985



1970



2006



2009



2006



2005



2007



2006

BLOCKS, STRIPS & PAIRS

Date	Issue	Stamps	Variation	Notes
1966				
14 Feb IMP	Queen Elizabeth	5 x 4c red ①	6 different blocks of 5 semi-imperforate stamps + tab on top left	Booklet pane. Stamps imperf on left, bottom and right edges of pane. 6 different slogans on top left tab of booklet pane. (See Tabs section for slogan text.)
1967				
29 Sep IMP	Queen Elizabeth	5 x 5c overprint on 4c red	6 different blocks of 5 semi-imperforate stamps + tab on top left	Booklet pane. Stamps imperf on left, bottom and right edges of pane. 5c on 4c red: 6 different slogans on top left tab of booklet pane. 5c blue: 1 slogan only. (See Tabs section for slogan text.)
		5 x 5c blue	1 block of 5 semi-imperforate stamps + tab on top left ①	
1968				
6 Nov IMP	Famous Australians	4 x 5c	4 different blocks of 5 semi-imperforate stamps + name and dates tab on top left	Booklet pane. Stamps imperf on left, bottom and right edges of pane.
1969				
22 Oct IMP	Prime Ministers	4 x 5c	4 different blocks of 5 semi-imperforate stamps + name and dates tab on top left	Booklet pane. Stamps imperf on left, bottom and right edges of pane.
12 Nov	50th Anniversary of First Flight, England to Australia	3 x 5c 9 x 5c	Se-tenant strip of 3 Se-tenant block of 9	
1970				
20 Apr	Captain Cook Bicentenary	5 x 5c	Se-tenant strip of 5 ①	Cut from minisheet
20 Apr IMP CS		5 x 5c	Se-tenant imperforate strip of 5	
16 Nov IMP	Famous Australians	4 x 6c	4 different blocks of 5 semi-imperforate stamps + name and dates tab on top left	Booklet pane. Stamps imperf on left, bottom and right edges of pane.
1971				
13 Oct	Christmas	7 x 7c	Se-tenant block of 7	White paper.
		7 x 7c	Se-tenant block of 7	Cream paper.
		25 x 7c	Se-tenant block of 25	White paper. The block of 25 stamps from a quarter sheet had the stamps with a green background in the form of a cross.
		25 x 7c	Se-tenant block of 25	Cream paper. The block of 25 stamps from a quarter sheet had the stamps with a green background in the form of a cross.
1972				
8 Mar IMP	Prime Ministers	4 x 7c	4 different blocks of 5 semi-imperforate stamps + name and dates tab on top left	Booklet pane. Stamps imperf on left, bottom and right edges of pane.
1973				
16 May	Famous Australians	4 x 7c	Se-tenant strip of 4	
		4 x 7c	Se-tenant block of 4	

Image

This section contains image design and colour variations compared with the original stamp. This includes special finishes, such as gold foil, gloss varnish, etc., if this differs from the original stamp. From 26th June 2007 some (Type 3) reprints included a year code corresponding to the year of reprinting. These are also listed in the section.

Varieties (i.e. printing errors and flaws) are not included.



1972



1976



1980



1981



1996



1995



1998



1999



2010



2000



2006



2008



2008



2010



2009




2009

Date	Issue	Stamps	Original	Variation	Notes
1971					
1 Oct	Native Flowers	2c Sturt's Desert Rose	Lemon yellow and dark green	Yellow and green	Coil stamp. Cream paper.
1972					
	Native Flowers: Reprint	30c Waratah	Darker petals	Whiter petals ①	(Original issue: 10 th Jul 1968)
1973					
Jun	Native Flowers: Reprint	2c Sturt's Desert Rose	Thin lettering	Thick lettering	Coil stamp. White paper. (Original issue: 1 st Oct 1971)
1974					
13 Nov	Christmas	10c Adoration	Light yellow-buff	Bright yellow-buff	
		35c Flight into Egypt			
1976					
5 Jan	Anniversary of Nationhood	18c Coat of Arms	Short horizontal jaw line	Upward curving jaw line ①	Kangaroo's jaw line and other differences
27 Sep	National Stamp Week	18c yellow background	"Australia" with green background	"Australia" with coloured background	Minisheet stamps (Background colour refers to "Australia")
		18c red background			
		18c blue background			
1977					
9 Mar	Test Cricket Centenary	5 x 18c	Grey-brown	Dark grey-brown	
31 Oct	Christmas	15c Surfing Santa	Pale pink hands and legs	Dark pink hands and legs	
1978					
19 Apr	Aviators	18c Harry Hawker	Blue	Pale blue	
		18c Bert Hinkler		Orange yellow	
		18c Charles Ulm			
3 Jul	Australian Birds	20c Little Grebe	Pale blue	Pale greenish blue	
17 Jul		5c Hooded Dotterel	Yellow ochre	Pale yellow ochre	
1979					
17 Sep	Australian Birds	1c Zebra Finch	Pale buff	Buff	Cream paper
		2c Crimson Finch	Apple green	Pale apple green	Cream paper
		15c Forest Kingfisher	Pale rose lilac	Rose lilac	Cream paper
		50c Flame Robin	Yellow ochre	Pale yellow ochre	
1980					
23 Jan	Australia Day	20c Matthew Flinders and Map	Dull blue	Bright blue	
	Australian Paintings	\$10 Coming South	Yellow brown	Brown	Reprint. (Original issue: 19 th Oct 1977)
1 Jul	Australian Birds	35c Regent Bower Bird	Blue	Bright blue	
		35c Regent Bower Bird	Blue	Grey blue	
29 Sep	National Stamp Week	22c Post Box	White background	Blue	Minisheet stamps
		22c Mail Van		background and no border ①	
		22c Postman			
1981					
15 Jul		5c Wombat	Red-brown	Dull brown	
		30c Wallaby	Grey-brown	Brown	
		50c Possum	Grey	Bluish-grey	
		55c Stick-nest Rat	Red-brown	Brown	
Nov	Australian Animals: Endangered Species	24c Thylacine	Photogravure printing of design, lithography printing of text and value. Pointed right-hand twig.	Lithography reprint of whole stamp. ① Blunt right-hand twig.	Reprint. Darker and sharper (Original issue: 1 st Jul 1981)

Minisheets

This section contains separate minisheets and 'minisheet' pages from prestige booklets. Also included are minisheets that have been cut from larger minisheets and sheetlets. Separate minisheets are labelled **M** and booklet pages are labelled **P** in the listing.



1970



1985



1997



1999



2006



2007



2007



2007



2008



2008



2009



2010

MINISHEETS

Date	Issue	Stamps	Type	Notes
1970				
20 Apr IMP	Cook	5 x 5c, 30c ①	M	5c imperforate strip of 5 + 30c imperforate
1976				
27 Sep	National Stamp Week	4 x 18c	M	Blamire Young
1978				
19 Apr IMP	Australian Aviators	4 x 18c	M	2 Kingsford Smith and 2 Ulm imperforate stamps
25 Sep	National Stamp Week	4 x 20c	M	3d Kookaburra
1980				
29 Sep	National Stamp Week	3 x 22c	M	Blue background
1982				
22 Sep	12th Commonwealth Games, Brisbane	3 x 27c	M	3 stamps offset
1984				
22 Aug	Ausipex '84	7 x 30c	M	6 Colonies stamps + 1 Australian stamp
1985				
10 Apr	Terra Australis: Navigators	3 x 33c, 90c ①	M	
1986				
3 Nov	Christmas	5 x 30c	M	
1990				
1 May	150th Anniversary of First Postage Stamp: Colonial Stamps of Australia	6 x 41c	M	
13 Jun	Scientific Co-operation in Antarctica	41c, \$1.10	M	
1991				
22 Sep	Exploration of Albany, WA	\$1.05	M	
1992				
15 Jan	500th Anniversary of Christopher Columbus	2 x 45c, \$1.05, \$1.20	M	
19 Mar	International Space Year	45c, \$1.05, \$1.20	M	
1993				
1 Oct	Dinosaurs	4 x 45c, 75c, \$1.05	M	
1994				
16 Aug	Koalas & Kangaroos	6 x 45c	M	PhilaKorea 1994
28 Sep	Zoos - Endangered Species	4 x 45c, \$1	M	
1995				
1 Sep	Australia & China Joint issue	45c Koala 45c Panda	M M	
3 Oct	World Downunder	6 x 45c	M	Luminescent ink
1996				
22 Mar	Cuscuses	2 x 45c	M	
18 May	Koalas & Kangaroos	3 x 45c Kangaroos	M	China '96
1 Oct	Pets	6 x 45c	M	
1997				
27 Feb	Australia's Classic Cars	4 x 45c Ford Coupe Utility	P	Block of 4 of the same stamp
		4 x 45c Holden 48-215	P	Block of 4 of the same stamp
		4 x 45c Austin Lancer	P	Block of 4 of the same stamp
		4 x 45c Chrysler Valiant ①	P	Block of 4 of the same stamp
19 Nov	Nature of Australia: Wetland Birds	45c Brolga, 45c Jabiru	M	Shanghai '97
		\$10 Kakadu Wetlands	M	
1 Oct	Creatures of the Night	6 x 45c	M	Spider and web in green phosphor ink

Tabs

This section contains stamps with tabs that were either attached by a perforation or were integrated as part of the stamp. Only tabs that were included or associated with the original issue or a variation from the original issue are listed. Tabs that form a gutter are listed in the Gutters section. Special text or images in the selvedge are included in this section.

“Generic base stock” stamps with tabs in Special Events Sheets, Souvenir Stamp Sheets and Special Occasion Prestige Booklets that were released well after the original issue are not listed unless they were released in a different layout from the original issue. See the Blocks, Strips & Pairs section for these variations. (Only the first variation is listed.)

If the tab contained a customer’s photo or image creating a Personalised Stamp (P-stamp) this is indicated with the code **PS** in the list. Some stamps were issued with the tab containing a ‘generic’ photo of an Australia Post employee. These are not P-stamps.



1967



1982



1995



1999



2000



1999



2002



2000



2003



2003




2005



2007



2010



2010

Date	Issue	Stamps	Notes
1966			
14 Feb IMP	Queen Elizabeth	4c red	6 different slogans on top left tab of booklet pane: "Registered post is safest for your gifts" "9 x 4 in and 5¼ x 3½ in envelopes speed your mail" "Post early before noon and before 4pm" "Use postal orders for small sums of money" "Send money securely by money order service" "Post your parcels – pack, wrap and tie securely"
1967			
29 Sep IMP	Queen Elizabeth	5c on 4c red ①	6 different slogans on top left tab of booklet pane per 4c red, above.
		5c blue	1 slogan only: "Use postal orders for small sums of money"
1968			
6 Nov IMP	Famous Australians	4 x 5c	Name and dates on top left tab of booklet pane.
1969			
22 Oct IMP	Prime Ministers	4 x 5c	Name and dates on top left tab of booklet pane.
1970			
16 Nov IMP	Famous Australians	4 x 6c	Name and dates on top left tab of booklet pane.
1972			
8 Mar IMP	Prime Ministers	4 x 7c	Name and dates on top left tab of booklet pane.
1982			
17 Nov IMP	Eucalypts	1c Catophylla 'Rosea' ①	X on tab of booklet stamp - below and on left of stamps
1989			
11 Oct IMP	Australian Historical Trams	41c Melbourne Cable Tram	"Stampshow '89" on left tab of booklet stamp
1995			
11 May	United Nations	45c Children and flag globe ①	UN and FAO tabs on the right. UNESCO and UNICEF tabs on the left.
1998			
17 Jun	Australia's Maritime Heritage	45c Flying Cloud	Sheetlet stamp. Australia 99 and koala on selvage. (Original issue: 15 th January 1998)
1999			
19 Mar PS	Sailing Ships	45c Polly Woodside	Photo tab on "Australia '99" sheetlet. (Australia's first personalised stamp available at "Australia '99" World Stamp Expo.)
19 Mar		45c Polly Woodside	Photo tab on "Australia Post Staff Offer" blue sheetlet.
1 Sep		45c Polly Woodside	"World Stamp Expo Australia 99" koala logo on tab on left
1 Sep PS		45c Polly Woodside	Blue "Best Wishes" 16mm narrow tab
1 Sep PS		45c Polly Woodside	"Best Wishes" sheetlet. P-stamp with a photo or image on 16mm narrow tab.
19 Mar	Wetlands	\$1 Big Greasy Butterfly	"Australia 99" koala logo in selvage. Available only at World Stamp Expo Australia '99.
1 Sep	Personal Greetings	45c Cake	"Happy Birthday" (16mm narrow) tab
		45c Teddy	"New Baby" (16mm narrow) tab
		45c Gold Rings	"Congratulations" (16mm narrow) tab
		45c Pen, paper and photo	"Thinking of You" (16mm narrow) tab
		45c Decoration	"Happy Christmas" (23.5mm extra wide) tab
1 Sep PS		\$1 Koala ①	"Greetings" (16mm narrow) tab
		45c Cake	P-stamps with 'image & text' tab replaced with a photo or image.
		45c Teddy	
		45c Gold Rings	
		45c Pen, paper and photo	
45c Decoration			
	\$1 Koala		

Glossary

- Block** An unseparated group of four or more stamps at least 2-high and 2-wide. The stamps may be the same or different. If the stamps are different, the block is usually called “se-tenant”. Occasionally the stamps are staggered rather than in-line – for example, staggered blocks removed from minisheets. Blocks that are 1-high or 1-wide are called “strips”. Blocks that are 2-high and 1-wide or 2-wide and 1-high are called “pairs” – “vertical pairs” or “horizontal pairs”, respectively.
- Small blocks of gummed stamps contained in a booklet are often called “panes”. Large blocks of gummed stamps are called “sheets”. Sheets usually have a selvage around the edge. (See Pane.)
- Booklet** A small book containing stamps. The pages often have perforated cut lines enabling them to be removed and/or folded. Sometimes single page booklets are available bound together in what Australia Post calls a “cheque book”. Additional pages not containing stamps are sometimes included with a booklet. Booklets are not included in this catalogue. Some booklets are sold as “sheetlets” by Australia Post. (See Sheetlets section. Also see Pane, Prestige Booklet and Sheetlet.)
- Cancelled per Favour (CPF)** A separate un-affixed stamp or a stamp affixed to an article that has been hand cancelled by postal staff as a favour to the customer. (The stamps must be valid for postage and if affixed to an article their value must be equal to or greater than the Standard Letter Rate.) The postmark is usually of the circular type and in any position. Once the affixed stamp(s) have been cancelled, the article may or may not be put through the mail stream. Un-affixed CPF stamps are not valid for postage. Cancelled per Favour is also known as “Philatelic Postmarking”.
- Un-affixed CPF stamps may or may not have gum on the back. If they have gum they are known as CTO stamps.
- Cancelled to Order (CTO)** A separate cancelled stamp that has gum on the back. The postmark may be hand stamped, per CPF, or machine overprinted. After cancelling, the stamp is not valid for postage. (See Cancelled per Favour and Printed Postmark.)
- Collectable Stamp** A stamp that has been deemed not valid for postage by the issuing postal authority. Examples include:
- An individual fully imperforate or semi-imperforate stamp or minisheet cut out from its surround
 - A stamp with the integrated tab removed
 - A stamp with a superseded country or state name
 - A stamp with a superseded currency value
- Australia Post’s Guideline update in October 2007 deemed over 60 postage stamps as collectable stamps. They were previously valid for postage.
- Collectable stamps issued after 14th February 1966 are listed in this catalogue. They are identified with the abbreviation CS.
- Continuous Die Cut (CDC)** A die cut without any interruptions. (See Interrupted Die Cut, Die Cut and Kiss Cut.)

Glossary

(Continued)

Cover	An envelope.
Die Cut	The process that cuts through the stamp paper using a shaped die rather than a round punch. (See Continuous Die Cut, Kiss Cut and Interrupted Die Cut.)
Double-sided Self-adhesive	Two self-adhesive stamps that are “back-to-back” sharing the same backing paper. The stamps may be the same way up or inverted.
First Day of Issue (FDI)	<p>The ‘official’ date that Australia Post nominates for the release of a particular set of stamps. There is only one FDI for the stamp set. This date is specified in the Stamp Bulletin and on the Stamps website. Note that some variations of the set may become available for purchase before or after this date. The date these variations become available is referred to as the On-sale Date <u>not</u> the Date of Issue. (See On-sale Date.)</p> <p>Sometimes stamps are first issued outside Australia. e.g. The 2008 Olympic Gold Medallist sheetlets were printed in China and issued at the Olympex 2008 in Beijing. Their FDI in China was different from the FDI of sheetlets printed in Australia. The Australian sheetlets were first available in Melbourne on their FDI and were available at other locations some time after this. The China sheetlets were available in Australia two months after their release in Beijing.</p> <p>Australia Post offers a FDI cancellation service with a <u>printed</u> postmark up to one month after the FDI. First Day Covers are sold on (and up to one month after) the FDI with the postmark pre-printed. (In some cases the postmark does not touch the stamp!) The postmark is a record of the FDI, <u>not</u> the date that the cancellation was applied to the stamp or envelope.</p>
Forged Cancellation	<p>A postmark not applied by the postal system that is an attempt to create a rarity or to convert a stamp to a different category such as “CTO” or “used”. Forged cancellations are made to defraud the stamp collector and often contain incorrect information related to the place and date.</p> <p>These fake postmarks include:</p> <ul style="list-style-type: none">• Hand-stamping a postmark on a stamp using a device and ink pad. This type of postmark is often just a small part of the circle across a corner of the stamp. This simulates a portion of a hand postmark without any text. (Some stamp clubs and dealers provide this service to convert a mint stamp (with gum) into a CTO stamp or an unpostmarked stamp (without gum) into a “fine used” stamp!)• A facsimile of a postmark applied by a printer or photocopier to a stamp affixed to an envelope or sheet of paper.
Fully Imperforate	A stamp without perforations on all sides. (See Imperforate and Semi-imperforate.)
Generic Base Stock	Previously released stamps used in Souvenir Stamp Sheets and some Special Occasion Prestige Booklets. (See Reprint – Type 2.)
Gutter	The selvedge between two panes of stamps. It is often left blank or contains small areas of colour to assist the printing process. Occasionally sheets of stamps have gutters that contain special text and/or graphics related to the stamps. Only these are listed in this catalogue.
Gutter Strip	A strip of stamps from each pane that has the gutter in between.
Imperforate	A stamp without perforations on one or more sides. Unless the imperforate side is on the edge of the sheet or roll, or has a die cut or roulette cut, the stamps have to be cut out from the surround. When individual imperforate stamps are cut out from the surround some postal authorities deem them “collectable stamps”. (See Collectable Stamp, Fully Imperforate, Roulette Cut and Semi-imperforate.)
Integrated Tab	A tab that is not separated from the stamp by a perforation or cut. (See Printed Perforation.)

Glossary

(Continued)

Interrupted Die Cut (IDC)	A die cut in which the continuous series of small peaks and valleys is interrupted by a 'wide valley' or straight edge. This is usually on the shorter side of a rectangular stamp. (See Continuous Die Cut, Die Cut and Kiss Cut.)
Kiss Cut	A die cut that cuts through the stamp paper but not the backing paper that keeps self-adhesive stamps together. The cut can be straight resulting in an imperforate stamp or can have a continuous series of small peaks and valleys known as a "simulated perforation".
Maxisheet	A large minisheet. (See Miniature Sheet and Sheetlet.)
Miniature Sheet or Minisheet	Stamps surrounded by a large border that usually contains special text and/or graphics. Prestige booklet pages containing stamps, when removed from the booklet, are often referred to as minisheets. (See Prestige Booklet and Sheetlet.)
Mint No Gum (MNG)	<p>This term applies to two types of stamps:</p> <ol style="list-style-type: none">1. A mint stamp that is only sold affixed to an envelope or paper. Once the stamp is removed from the paper to be put into an album, it loses the gum. e.g. metal foil stamps. (See the Specials section.)2. A stamp that have been through the post without being cancelled that has been removed from the envelope or paper. When removed it loses the gum. In some cases the stamp is not truly 'mint' as the invisible phosphor coating may have washed off during the removal process. (See Cancelled per Favour.)
On-sale Date (OSD)	<p>The date a stamp or variation is first available for purchase somewhere in Australia. i.e. The item is available at a Post Shop for sale over the counter or is in-stock and available for pick, pack and despatch from the Mail Order warehouse. Evidence of this date is found on the receipt or invoice for the items bought. Not all products are available everywhere in Australia at the same time, hence the OSD is the earliest date known for a particular product. (See First Day of Issue.)</p> <p>In most cases the OSD and the First Day of Issue (FDI) are the same. Occasionally stamps are sold 'unofficially' before the FDI. Many variations are sold after the FDI. e.g. Type 1 Reprints, special minisheets, self-adhesive variations, etc. Australia Post does not keep accurate records of the first date some products are sold, hence OSDs are often difficult to obtain.</p> <p>Stamps and variations are often available for order before the FDI and OSD. This is particularly applicable to those that are only available from Mail Order. Although the items can be ordered it does not mean they are in-stock and available for despatch.</p>
Overprint	An additional printing that was not part of the original printing.
Pane	A block of gummed stamps. Australia Post's normal sheet of gummed stamps consists of two panes of 25 stamps separated by a gutter and surrounded by a selvedge. Panes of stamps are also found in older type booklets – many were imperforate around the edge.
Paper	The medium upon which the stamp is printed. Paper type, colour, treatments and surface variations are a very specialised subject. Only the main basic colour variations are listed in this catalogue.
Pen Cancellation	Cancellation of a stamp affixed to an article by hand with a pen instead of a hand or machine postmark. This may occur if the article has been through the mail stream and the stamp has not been cancelled. This type of cancellation is to prevent fraudulent reuse of the stamp.

Glossary

(Continued)

- Perforation** The rows of holes (usually round) punched into the stamp sheet between the stamp images to permit easy separation of the stamps. The gauge is measured as the number of holes in 20mm and by convention is shown as horizontal by vertical.
- Some perforated stamps of the same gauge have different hole sizes.
- The perforations often extend into the selvage by a number of holes or go completely across to the edge. If the perforation does not extend into the selvage it is referred to as a “flush perforation”.
- Personalised Stamp (P-stamp)** A stamp with a tab that has a customer's photo or image printed on the tab. They are commonly known as “P-stamps”. On gummed P-stamps the tab is normally separated by a perforation. Self-adhesive P-stamps have an integrated tab that is part of the stamp. (In Australia, the tab must not be blank and must not contain the same image as the stamp.) The tab is usually rectangular but on some stamps it is square-shaped.
- Self-adhesive Personalised Stamps are currently supplied in sheets of 20 semi-imperforate stamps with integrated tabs. The righthand edge of the tab is imperforate. The tab may be removed to create a semi-imperforate stamp. Sometimes the righthand side of the stamp image has a printed simulated perforation.
- Personalised Stamps are also supplied in Souvenir Stamp Sheets, Special Event Sheets and Snapshot! Booklets. The sheets normally contain gummed stamps. The Snapshot! Booklets contain self-adhesive and/or gummed P-stamps and can have additional self-adhesive stamps and/or gummed stamps as well. (See Tab.)
- Postally Used** A stamp that has been used for postage. It has been affixed to an article sent through the mail stream and hand or machine cancelled with a postmark. The postmark can be of any type and in any position.
- Prestige Booklet** A small bound booklet containing many pages related to a particular stamp issue, special subject or occasion. The pages containing the stamps in these booklets are often removed to form a ‘minisheet’ collection. (See Minisheets section.) Some prestige booklets are known as “fun packs” when they contain pages aimed towards children.
- Printed Perforation** An image of a perforation that has been printed on a stamp. In some semi-imperforate self-adhesive Personalised Stamps with integrated tabs, the printed simulated perforation indicates the edge of the stamp image and separates it from the tab. In some imperforate gummed stamps the perforation is printed around the edge rather than rows of holes.
- Printed Postmark** A simulated postmark that is printed or machine cancelled on a stamp. This is usually done by overprinting a whole sheet of stamps at once. Some simulated postmarks are not dated. Some are dated but the date is not related to the date of printing. (See Cancelled to Order.)
- Most Australian First Day Covers contain printed postmarks. The date on the postmark is the issue date of the stamp but may have been printed before or after this date. (See First Day of Issue.)

Glossary

(Continued)

Reprint

A stamp that has the same image design as the original that has been printed after the original issue date. They are also known as “previously released stamps”. There are 3 main types of reprints.

Type 1: Stamps that are reprinted as stocks get low or to replace stamps that have been withdrawn due to a printing error. In Australia from 1988 they are usually indicated by koala or kangaroo reprint symbols on the selvedge. (1 koala = 1st reprint, 2 koalas = 2nd reprint, 1 kangaroo = 5th reprint, 1 kangaroo & 2 koalas = 7th reprint, etc. 2 kangaroos normally indicate the 10th reprint, but sometimes they indicate the 9th reprint where there was no space for 1 kangaroo and 4 koalas. Occasionally the number of koalas or kangaroos does not match the reprint number and sometimes they are omitted.) Occasionally these reprints have differences from the original, particularly perforations and image variations.

Type 2: Stamps that are released in a different format well after the original issue and are not related to it. The format includes Souvenir Stamp Sheets (SSS), Special Event Sheets (SES), Special Occasion Prestige Booklets, folders, minisheets, sheetlets, etc. The stamps are usually “generic base stock” stamps but occasionally they are previously released stamps related to the subject of the sheet. In many formats the stamps have a tab attached with an image related to the subject of the booklet or sheet. The tab may also contain a customer’s photo or image (i.e. a P-stamp). The stamps are usually identical to the original stamp and therefore not listed in this catalogue unless they have a variation, such as perforation, image, layout, etc. (See Sheetlet.)

Type 3: Stamps that have an additional year code in the image corresponding to the reprint year to distinguish them from the original stamp. This occurred in Australia from 26th June 2007 however not all reprints released after this date have this year code. (See Image section.)

(Australia Post does not keep records of the on-sale dates of many reprints and will not cancel reprints with their on-sale date by the FDI cancellation service. See First Day of Issue.)

Roulette Cut

A line of small cuts in the stamp paper between rows of stamps to permit easy separation of the stamps. The cuts are usually done with a roulette wheel. Stamps with a roulette cut on one or more sides are classified as imperforate. (See Imperforate.)

Self-adhesive

A stamp containing an adhesive on the back that does not have to be moistened to adhere to paper. The adhesive is sometimes known as a pressure sensitive adhesive. Self-adhesive stamps are often referred to as “peel and stick”. They are die cut to facilitate removal from the backing paper.

Selvedge

The border at or around the edge of a pane of stamps. It may contain text and/or graphics. The selvedge between two panes is called the gutter.

Semi-imperforate

A stamp that has at least one imperforate side and one side with perforations. (See Imperforate and Fully Imperforate.)

Semi-perforate

Semi-imperforate.

Se-tenant

Two or more different stamps joined horizontally or vertically. Two se-tenant stamps are referred to as a “se-tenant pair”.

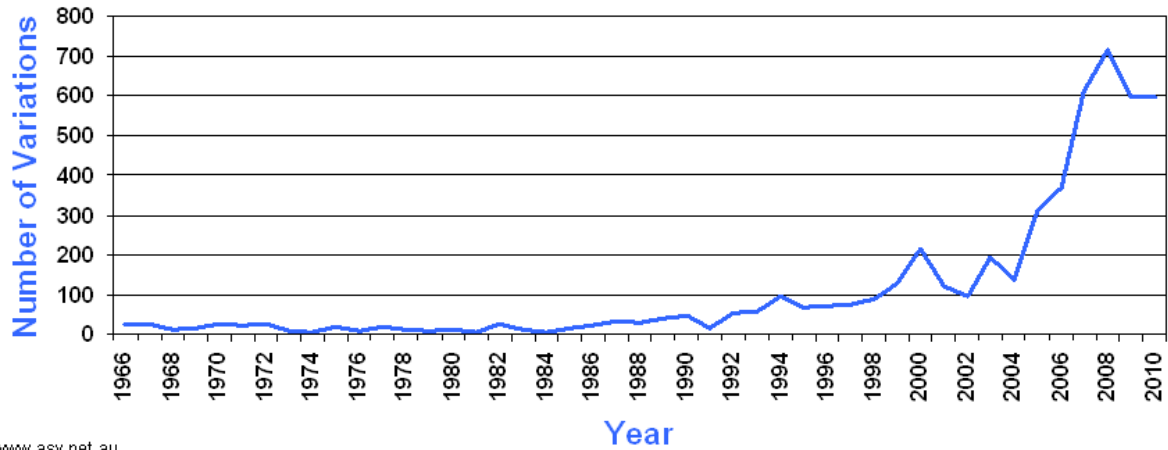
Glossary

(Continued)

- Sheetlet** A small page of stamps containing fewer stamps than what is normally considered a sheet of stamps. (Australia Post's usual sheet of gummed stamps contains 50 stamps in 2 panes of 25, separated by a gutter.) The selvedge of a sheetlet may contain text and/or graphics. Souvenir Stamp Sheets (SSS) and Special Event Sheets (SES) are sheetlets that often contain stamps that are not related to the subject of the sheetlet.
- The difference between a minisheet, maxisheet, stamplet, booklet page and sheetlet is sometimes not clear. If the page has a perforated cut line enabling it to be folded it is usually called a booklet page. (This is found on many booklets of self-adhesive stamps.) Australia Post sometimes refers to these unfolded pages as "sheetlets"! (See both Minisheets and Sheetlets sections.)
- Simulated Perforation** The perforation on a stamp that has been die cut. Most self-adhesive stamps are die cut with a simulated perforation. (See Printed Perforation.)
- Simulated Postmark** See Printed Postmark.
- Snapshot! Booklet** A Special Occasion Prestige Booklet containing P-stamps.
- Special Occasion Prestige Booklet** A prestige booklet issued to commemorate a special occasion, subject or event. It usually contains stamps related to the occasion, subject or event. Occasionally the stamps may have tabs attached. If it contains P-stamps it is called a Snapshot! Booklet. (See Snapshot! Booklet.)
- Souvenir Stamp Sheet (SSS)** A sheetlet of stamps issued as a souvenir of a particular subject, topic or event. They usually contain "generic base stock" stamps and occasionally previously released stamps related to the subject of the sheet. The stamps usually have tabs attached containing images related to the subject. They may also contain P-stamps with a customer's photo or image on the tabs. Sometimes they are issued at the same time or close to the issue date of the stamps they contain and hence form part of that issue. (See Reprint – Type 2.)
- Special Event Sheet (SES)** A Souvenir Stamp Sheet issued at an event. They often contain Personalised Stamps with a customer's photo taken at the event using the mobile P-stamp facility.
- Stamplet** A small sheetlet, usually containing only one stamp. (See Sheetlet.)
- Strip** Three or more stamps in-line 1-high or 1-wide, joined horizontally or vertically. If the strip has only two stamps it is called a "pair".
- Tab** An extra piece attached to a stamp containing text and/or graphics. Tabs may be joined to the stamp with or without perforations. If the tab is joined without perforations it is known as an integrated tab. If an integrated tab is removed, it creates an imperforate collectable stamp.
- A stamp with a tab that has a customer's photo or image printed on the tab, is known as a Personalised Stamp or P-stamp. (See Personalised Stamp.) If the tab contains a photo it is often referred to as a "photo tab". Occasionally Australia Post issues tabs with a 'generic' photo. These stamps and tabs are not P-stamps. They are usually issued in Special Event Sheets or Snapshot! Booklets.
- Unofficial Cancellation** Cancellation of a stamp affixed to an article, applied by postal staff or postal sub-contractors that is contrary to postal guidelines or regulations. The article has usually gone through the mail stream.
- Variation** A different version or format in which the stamp was issued (usually compared with the original single gummed sheet stamp). Variations are produced on purpose.
- Variety** A stamp containing an error, flaw or mistake. This can be due to a retouch, misprint, ink fault, process error, etc. These are usually unintentional.
- Year Code** The year of issue in tiny lettering included in the image of a stamp. This first appeared in Australia on the Sports stamps issued on 13th February 1989. Additional year codes were also included in most Type 3 reprints from 26th June 2007. (See Reprint – Type 3.)

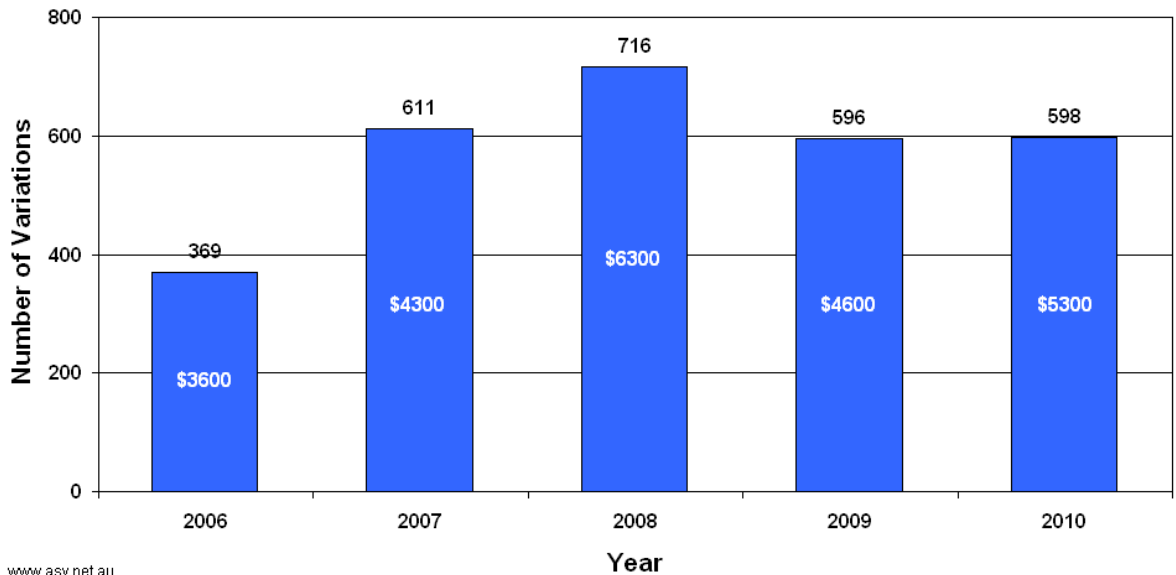
Variations Statistics

The number of Stamp Variations released each year by Australia Post



www.asv.net.au

The number and cost of Stamp Variations released by Australia Post 2006 – 2010



www.asv.net.au